2001

For Orientation and Finished Ground Floor Level
Refer to Site Layout Dwg. No 1003

HOUSE TYPE: A1
KILBARRY

2no. Units
House No: 316, 318

Shown as per Centre unit of A/A1/B Config.
Unit No. 316

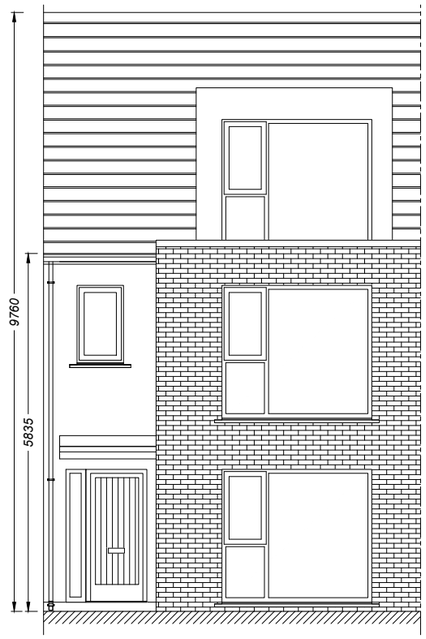

HOUSE TYPE: A1
FRONT ELEVATION

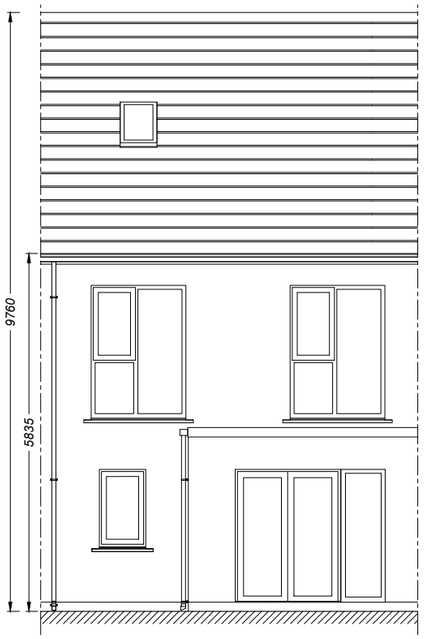

HOUSE TYPE: A1
REAR ELEVATION

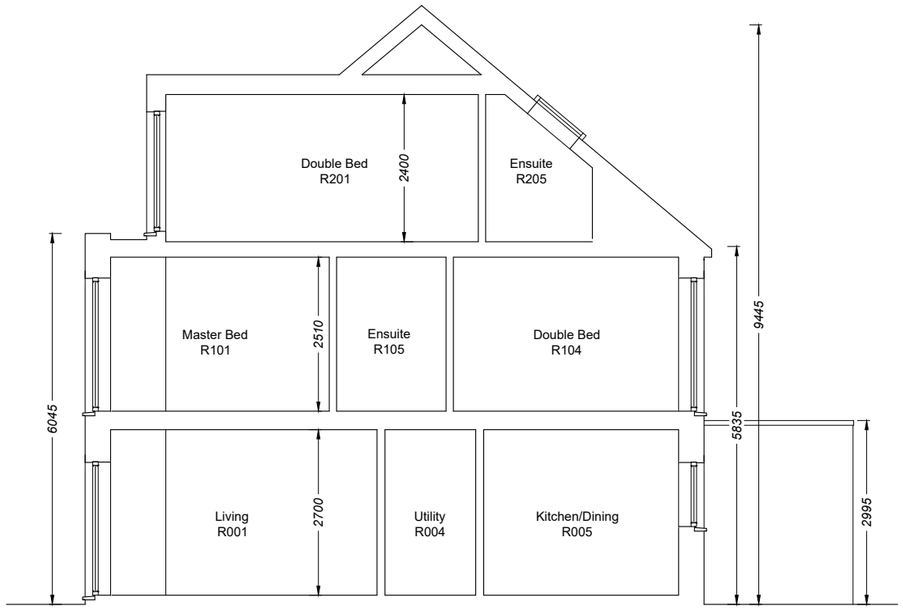

HOUSE TYPE: A1
SECTION AA

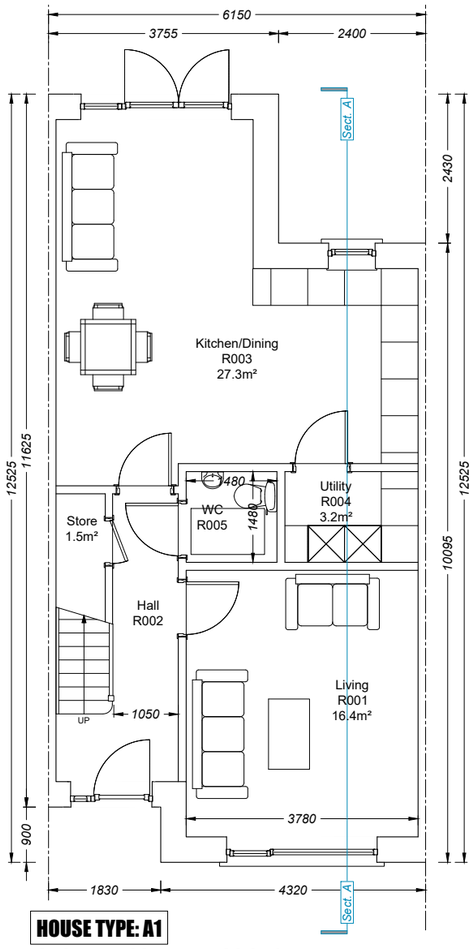

HOUSE TYPE: A1
GROUND FLOOR PLAN - 60.6M²

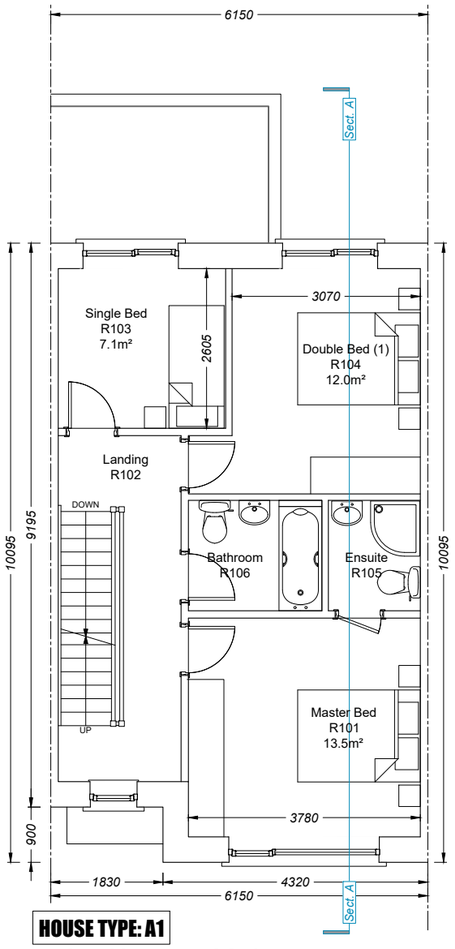

HOUSE TYPE: A1
FIRST FLOOR PLAN - 52.8M²

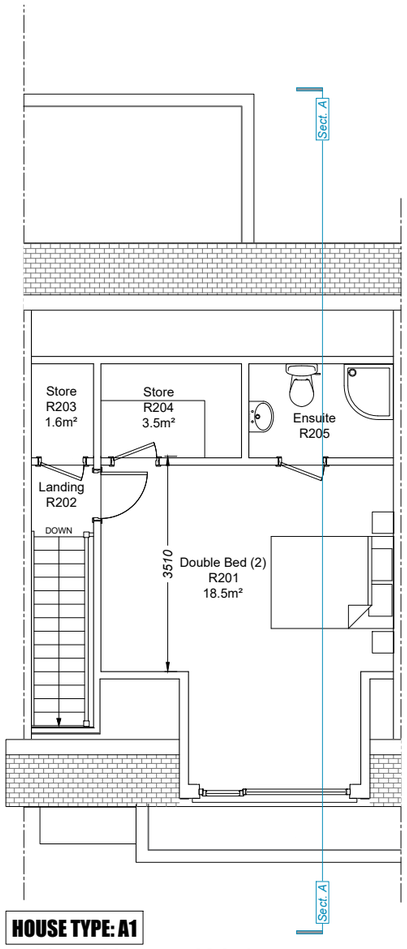

HOUSE TYPE: A1
SECOND FLOOR PLAN - 33.2M²

FINISHES SCHEDULE

ROOF:
FIBRE CEMENT SLATE, COLOUR BLUE/BLACK
ZINC ROOF, COLOUR GREY
FLAT ROOFS, SINGLE PLY MEMBRANE, COLOUR GREY
DORMER WALLS, METAL CLADDING, COLOUR GREY

WALLS:
SMOOTH RENDER PAINTED
SELECTED BRICK (REFER TO CHARACTER AREAS)

FASCIA/ SOFFIT & BARGE:
uPVC - BLACK

RAINWATER GOODS:
uPVC BLACK

WINDOWS:
uPVC - GREY/WHITE (REFER TO CHARACTER AREAS)

FRONT DOOR:
HARDWOOD - PAINTED

Quality Housing for Sustainable Communities		
House Type A&A1 - 4bed/7p House (3 Storey)		
	Area Requirements	Type A/A1 Areas
Floor Area	120m²	146.6
Main Living Room	15m²	16.4
Agg. Living Area	40m²	43.7
Agg. Bedroom Area	43m²	51.1
Storage	6m²	9.7
Single Bed	7.1m²	7.1
Double Bed (1)	11.4m²	12.0
Double Bed (2)	11.4m²	18.5
Master Bed	13m²	13.5
Living Room Width	3.8m	3.8

Rev	DETAIL	DATE	BY
1	ISSUED FOR PLANNING APPLICATION	29.06.22	MO'K

IMPORTANT TO BE READ
© THIS DRAWING IS COPYRIGHT
THIS DRAWING OR ANY PART THEREOF SHALL ONLY BE USED FOR THE PURPOSES SPECIFIED IN THE STAGE BOX OF THE TITLE SHEET. ALL CONSTRUCTION METHODS, MATERIALS, SERVICES AND INSTALLATIONS TO BE IN ACCORDANCE WITH ALL BUILDING REGULATIONS AND CODES OF PRACTICE AT TIME OF CONSTRUCTION. ALL SUB-CONTRACTORS ARE ULTIMATELY RESPONSIBLE FOR ENSURING COMPLIANCE WITH REGULATIONS WITHIN THEIR OWN TRADE. ALL TRADES TO CHECK DIMENSIONS ON SITE PRIOR TO CONSTRUCTION OR FABRICATION. FIGURED DIMENSIONS TO BE TAKEN ONLY. ARCHITECTS TO BE INFORMED IMMEDIATELY OF ANY DISCREPANCIES BEFORE WORK PROCEEDS. THIS DRAWING IF NOT DENOTED FOR CONSTRUCTION MAY BE SUBJECT TO ALTERATIONS FOR CONSTRUCTION. THIS DRAWING SHOULD NOT BE REPRODUCED WITHOUT PRIOR WRITTEN PERMISSION OF THE COPYRIGHT OWNERS. REVISION DESCRIPTION TO BE CHECKED FOR DESCRIPTION OF CHANGES AND PROJECT STAGE . IF IN DOUBT, ASK!

Stage Abbreviations:
SU-Survey, SK-Sketch, PP-Preplanning, PA-Planning Application, FI-Further Information, AP-Appeal, RC-Response To Conditions, TE-Tender, FC-Fire Cert/, LE-Contract / Legal, CO-Construction, AB-As Built.

D M N A Architects
Doyle McDonogh Nash Landscape Architects
21 Patrick's Hill, Cork. T: 0214518371 E: info@dmnarchitects.ie

CLIENT:
CORK COUNTY GAA BOARD

JOB TITLE:
RESIDENTIAL DEVELOPMENT AT KILBARRY, CORK

DRG. TITLE:
HOUSE TYPE: A1
PLANS, SECTION & ELEVATIONS

Drawn By:	Checked By:	Job No:	Drawing Number:	Revision:	Stage:
MO'K	SD	19012	2001	1	PA

SCALE: 1:100@A3